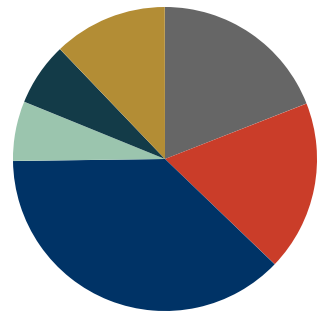


Las Vegas Strip Casino Employment, 2017

Information on employment and revenue for all Las Vegas Strip casinos earning \$1 million or more in fiscal 2017

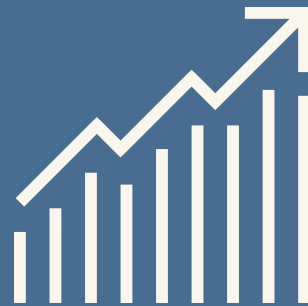
Employment by Department



● Casino
 ● Rooms
 ● Food
 ● Beverage
 ● Other
 ● G&A

- 98,534 total employees
- Combined payroll costs of **\$5.4 billion** (slight decline from 2016)
- Payroll was **30%** of total revenue (a historic low)
- Most employees are in the **Food Department**

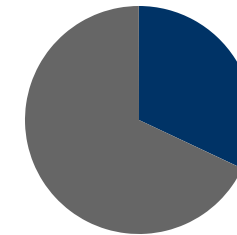
Trends since 1990



- ◆ The number of employees is up 3%
- ◆ Payroll as a share of revenue is down 16%
- ◆ Revenue per employee is up 158%
- ◆ Payroll per employee is up 118%
- ◆ Total revenue is up 165%
- ◆ Total payroll costs are up 124%

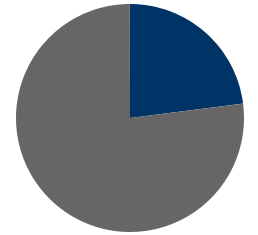
Gaming vs. Nongaming

1990



● Gaming
 ● Nongaming

2017



● Gaming
 ● Nongaming

In 1990, **32%** of casino employees worked directly in gaming.

In 2017, only **23%** of casino employees worked directly in gaming.