




Maryland Gaming Summary

All information current as of June 2018

Statewide



- 6 casinos
- 11,284 slot machines
- 473 table games
- 120 non-bank (poker) games



62 percent of gaming win comes from slot machines, 38 percent from tables



Each slot machine, on average, makes **\$263.56** a day

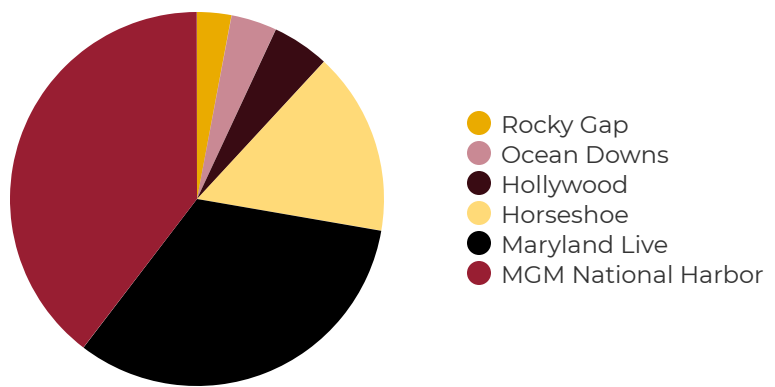


Each table game, on average, makes **\$3,603.67** a day

Timeline

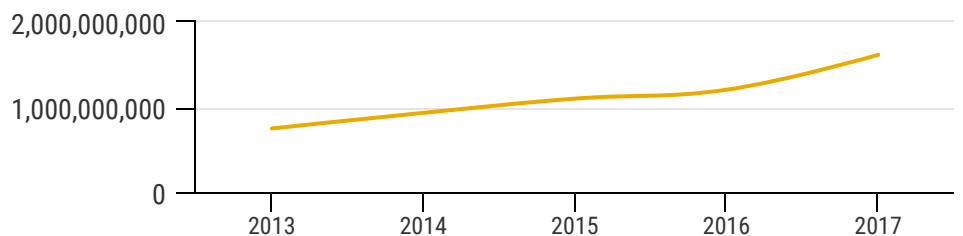
- Voters approved casino gaming on November 4, 2008
- Hollywood Casino** (Perryville) opened on September 30, 2010
- Ocean Downs Casino** opened on January 4, 2011
- Maryland Live** (Hanover) opened on June 6, 2012
- Rocky Gap** (Cumberland) opened on May 22, 2013
- Horseshoe Casino** (Baltimore) opened on August 26, 2014
- MGM National Harbor** opened on December 8, 2016

Market Share



MGM: 40%
 Maryland Live: 33%
 Hollywood: 5%
 Ocean Downs: 4%
 Horseshoe: 16%
 Rocky Gap: 3%

Statewide Annual Gaming Revenue



Total annual gaming revenues have grown to \$1.6 billion

Tax Rates

Casinos are taxed on gross gaming revenues by game type

- Slot machines: 67%
- Table games: 20%



Full Report: http://gaming.unlv.edu/reports/md_monthly.pdf